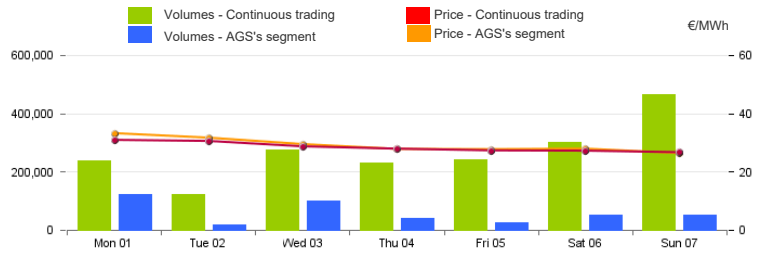


Spot Gas Market (MP-GAS)

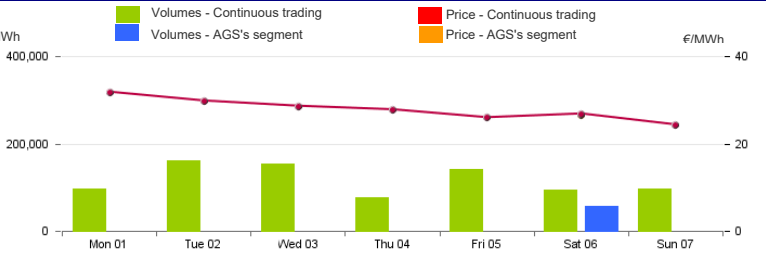
Day-Ahead Gas Market (MGP-GAS)

	Price. €/MWh				Volumes. MWh			
	Average	Var	Min	Max	Total	Var	Daily Products	WE Product
Continuous trading	28.70	-3.5%	25.10	33.20	1,876,656	-15.9%	1,422,528	454,128
	Price. €/MWh				Volumes. MWh			
	Average	Var	Min	Max	Total	Var	Purchases SRG	Sales SRG
AGS's segment	29.15	-3.2%	26.36	33.20	413,256	+158.2%	317,136	96,120



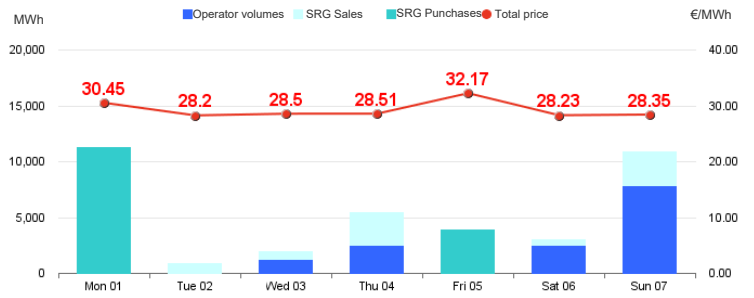
Intra-Day Gas Market (MI-GAS)

	Price. €/MWh				Volumes. MWh			
	Average	Var	Min	Max	Total	Var	Purchases SRG	Sales SRG
Continuous trading	27.92	-12.0%	22.80	33.50	816,312	-57.0%	-	-
	Price. €/MWh				Volumes. MWh			
	Average	Var	Min	Max	Total	Var	Purchases SRG	Sales SRG
AGS's segment	26.56	-16.2%	26.56	26.56	55,920	-71.7%	-	55,920



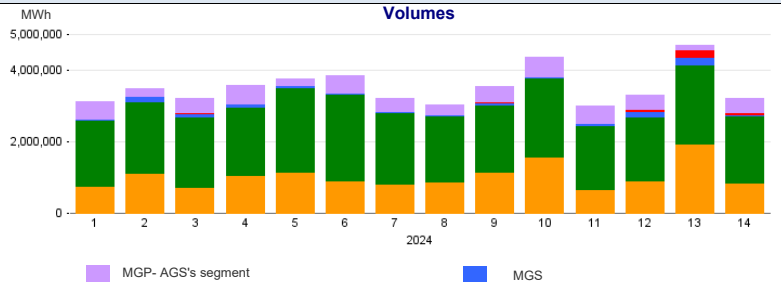
Market for the trading of gas stored (MGS-GAS)

Week	Storage	14	13
Price. (1) €/MWh	Stogit	29.20	31.88
	Edison Stoccaggio	-	-
	Total	29.20	31.88
Volumes. MWh	Stogit	37,180	204,699
	Edison Stoccaggio	-	-
	Total	37,180	204,699
SRG Activity. MWh	Purchases	15,139	181,054
	Balancing (2)	15,139	181,054
	Other purposes (3)	-	-
	Sales	8,321	18,688
	Balancing (2)	8,321	18,688
Other purposes (3)	-	-	



(1) The Total price is calculated as a weighted average price for the total volumes exchanged in each storage system.
 (2) To securely manage any expected deviations between overall network injections and withdrawals pursuant to Art. 2.5 of Annex A, AEEGSI's Resolution 312/2016/R/gas
 (3) Stored gas trades by Snam Rete Gas (SRG) not included in "Balancing"

Weekly evolution



Forward Gas Market (MT-GAS)

Products	Market					OTC		Total		Open interest*		
	Minimum Price	Maximum Price	Check Price*		Trades	Volumes	Registrations	Volumes	Volumes		Open interest*	
	€/MWh	€/MWh	€/MWh	change %	N.	MWh/d	N.	MWh/d	MWh/d	change %	MWh/d	MWh
Q-2024-03	-	-	28.85	0.0%	-	-	-	-	-	-	-	-
Q-2024-04	-	-	31.02	0.0%	-	-	-	-	-	-	-	-
WS-2024/2025	-	-	29.36	0.0%	-	-	-	-	-	-	-	-
Q-2025-01	-	-	30.91	0.0%	-	-	-	-	-	-	-	-
CY-2025	-	-	31.95	0.0%	-	-	-	-	-	-	-	-
M-2024-05	-	-	27.92	0.0%	-	-	-	-	-	-	-	-
M-2024-06	-	-	28.13	0.0%	-	-	-	-	-	-	-	-
Q-2025-02	-	-	33.36	0.0%	-	-	-	-	-	-	-	-
SS-2025	-	-	32.97	0.0%	-	-	-	-	-	-	-	-
M-2024-07	-	-	30.06	0.0%	-	-	-	-	-	-	-	-
BoM-2024-04	-	-	30.40	8.3%	-	-	-	-	-	-	-	-
Total	-	-	-	-	-	-	-	-	-	-	0	0